


LabCollector MAC Installation

Although MacOS X comes with built-in Linux, PHP, Apache and MySQL, the easiest way to install LabCollector is to use [MAMP](#) (My Apache - MySQL - PHP), a product from appbsolute GmbH. It is a simple alternative which will save you a lot of time in a similar way as our Windows Installer.

 To use MAMP web server, you need to **deactivate MacOS web sharing feature**. Do this from the System Preferences window.




MAMP can be installed in two steps. 1) Download via the link below if needed and 2) place it in the Applications folder (The folder is in the top level of the startup disk).

Download and use our MAMP distribution that comes with the latest LabCollector. Please download our installation pack: LabCollector_MAMP.zip on [LabCollector](#), log in to access to the download page.

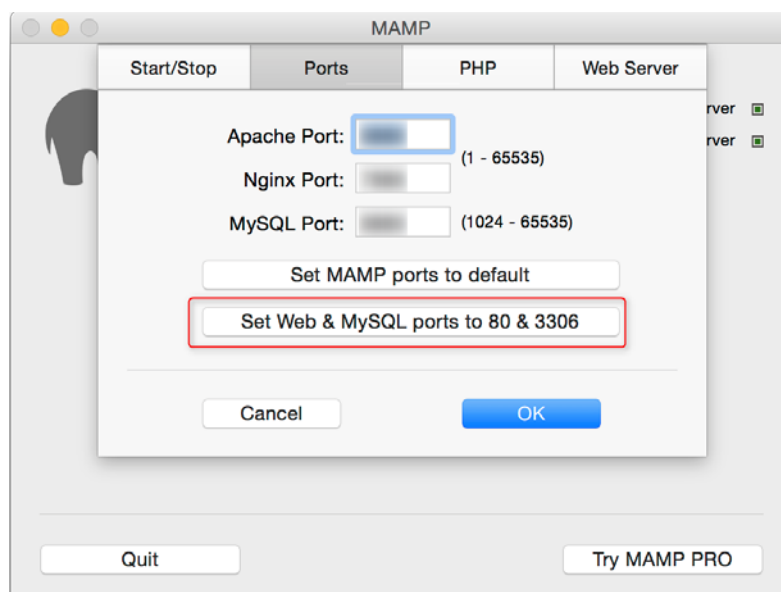
MAMP makes it possible to control web server (Apache server) and database server (MySQL server) access.

When starting MAMP, you get a simple console to START/STOP the web server. It also helps you control some settings.

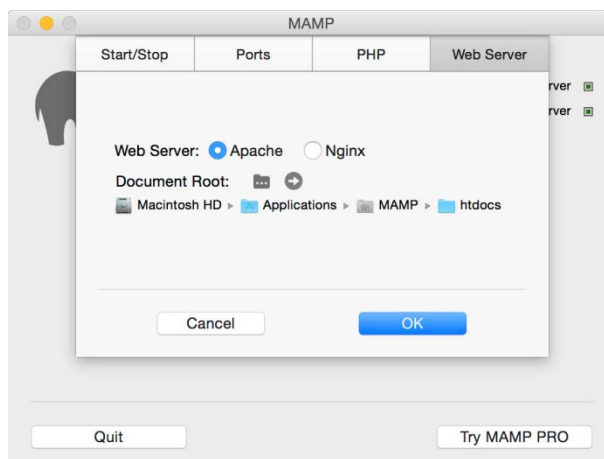
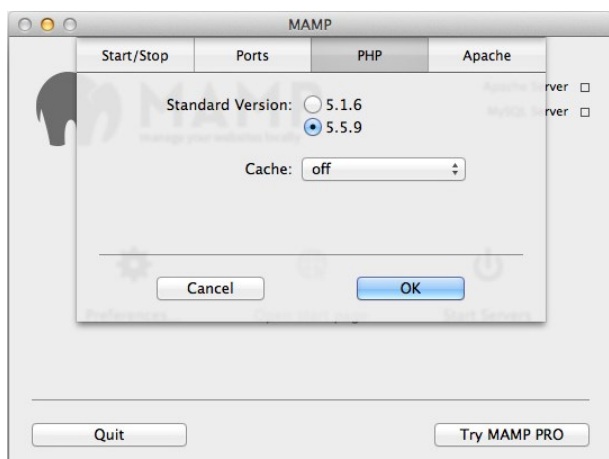


 **Start and Stop of MAMP server requires admin Mac credentials.**

In preferences, make sure that ports values are 80 for Apache port and 3306 for MySQL port. You can however use alternative ports if you already use Port 80 for other web applications.



The available PHP versions depend on the installed version of MAMP.



Click on the web server tab to select where your html/PHP files and images are stored. This directory is called *Document Root*. The default Document Root in MAMP is: `/Applications/MAMP/htdocs`.

Then, you need to install the database. Open your Internet browser and point to [http://\[computer IP\]/install.php](http://[computer IP]/install.php)

Find your computer IP through **Preferences System > Network**.

Complete installation form with default parameters for MySQL:

Database user name: root

Database Password: root

The installation is done. You can navigate in LabCollector on [http://\[computer IP\]/](http://[computer IP]/) or by using the Open WebStart page button on MAMP.

Our MAMP distribution comes preconfigured. However depending on the processor of your computer, the ionCube loader helper may not be compatible.

LabCollector is protected by IonCube encryption. Running LabCollector requires the correct loader for your system. We provide most common loaders, but you may need to get one if you have a specific system configuration. Just download it for free from <http://www.ioncube.com>.